



Look and try to guess the theme of our lesson.

Schools around the world.

Grade Six

Lessons		1	2	3	4	5	6	7
Time	From	8:00	9:00	10:00	11:00	12:00	1:00	2:00
	To	9:00	10:00	11:00	12:00	1:00	2:00	3:00
Sunday		English	Arabic	Sport	History	Art	Math	Science
Monday		Sport	English	Arabic	Science	Math	Math	Science
Tuesday		English	Sport	Math	Arabic	English	Sport	Art
Wednesday		English	Science	Math	History	Sport	Art
Thursday		Art	Sport	English	Math	Science	Arabic





Lesson objectives

To read and understand texts about different schools

To watch the video about schools and answer the questions

Make and present projects about schools in groups

What are the most popular schools in Kazakhstan? Why are they special?



Nazarbaev Intellectual School



Bilim Innovation Lyceum



Nurmakov School



Murager



Watching time!!!

Bilim Innovation Lyceum

Watch the video and answer the questions.



1. Is this school modern?

2. Do students wear a school uniform?

3. What after-school clubs can you visit in this school?


Bilim Innovation Lyceum



Watching time!!!

The Vittra Telefonplan School

Watch the video and answer the questions.



1. Is this school modern?

2. Do students have classrooms?

3. Do they use books or other gadgets?

[The Vittra Telefonplan School](#)



Watching time!!!

The Boat School of Bangladesh

Watch the video and answer the questions.

TRTWORLD

1. Where is this school?


2. Why do children study on a boat?


3. Do students have all the essential equipment?

The Boat School of Bangladesh

Vocabulary

Vocabulary time!!! Listen and repeat.





Reading time!!!

Read and listen to the text about Bilim Innovation Lyceum.

It was opened in 2007, so the buildings are modern. The school has two buildings. One is for students in Grades 1-6 and another is for students in Grades 7-11. I'm in Grade 6 so this is my last year in this building. All the classrooms in both buildings have got whiteboard and we use up-to-date equipment in the computer lab.

We can study lots of languages. Our lessons are in Kazakh and English, but we also learn Russian and Turkish. I study Mandarin, so I also come to school on Saturday. I don't mind because I enjoy the lessons. The lessons on Saturday are for optional subjects. Our main lessons are on Monday to Friday, but lots of people choose to do something extra. We like to keep busy.



You can do lots of things. There are also lots of sports facilities, for example, there's a swimming pool and sports and dance halls. We can use these in after-school sports clubs as well as in lessons





Reading time!!!


Read and listen to the text about the Vittra Telefonplan School.



The Boat Schools of Bangladesh



Where is your school? On a quiet street? On a busy road? Next to a beautiful park? Well, imagine going to school on a boat! In Chalan Beel, Bangladesh, where there are huge floods every year, this is the reality for many students! Each small wooden boat has got a classroom and there are desks and chairs for 30 children inside. There is even a blackboard and a computer with Internet. The schools are very simple, but they have all the essential equipment including a library with lots of books. The boat schools are very important because, when there are floods, they are the only schools around. For the children of Chalan Beel, they are not just boats; they are a way to change their lives.



Reading time!!!

Read and listen to the text about the Vittra Telefonplan School.










The Vittra Telefonplan School

Can you think of a school without classrooms? In the Vittra Telefonplan School in Sweden, you can! This school is one big open space full of bright colours and different areas. One area is for study, another for doing experiments, a third for relaxation. When students work in a group, they gather around a large table to use a computer. When they work by themselves, they can use their laptops wherever they are. Why laptops? Because in this school, students do everything electronically!





Work in groups. Mini-projects.

I GROUP 	II GROUP 	III GROUP 
<p>A level </p> <p>1 GROUP: Bilim Innovation Lyceum fact file</p> <p>Task. Read the text about the Bilim Innovation Lyceum again and prepare the fact file.</p> <p>1. Name _____</p> <p>2. Buildings _____</p> <p>3. Languages _____</p> <p>4. Equipment _____</p> <p>5. Sport facilities _____</p>	<p>B level  </p> <p>3 GROUP: The Boat School of Bangladesh Task. Read the text about these schools and complete the cluster.</p> <div data-bbox="724 856 1207 1263" data-label="Diagram"><p>The diagram shows a central red box labeled 'The Boat school'. It is surrounded by five empty boxes: a red box at the top, an orange box at the top-left, a blue box at the top-right, a purple box at the bottom-left, and a dark blue box at the bottom-right. Arrows connect these boxes in a clockwise circle.</p></div>	<p>C level   </p> <p>2 GROUP: The Vittra Telefonplan School summary</p> <p>Task. Read the text about the Vittra Telefonplan school and write the summary. (5-6 sentences) Use these questions to help you?</p> <p>-----</p> <p>-----</p> <p>-----</p> <p>-----</p> <p>-----</p>



Group work assessment

1. Creativity (colourful projects and interesting design)

2. Speaking (5–6 sentences)

3. Work with the text

4. Own opinion (like, don't like)

Game time!!!



Jeopardy game



Reflection of the lesson

questions	GREAT	BAD	BORING	SO-SO
Did you like the theme of the lesson?				
Did you enjoy working in groups?				
Did you work hard?				
Were you active during the lesson?				
Did you get useful information?				
Did you like the singing and dancing?				

A stylized illustration of a spiral notebook with a light blue cover and a pink pencil pointing to the word 'Homework' written in a dark blue font. The notebook has a black spiral binding on the left side. The background is a solid yellow color.

Homework

To retell the text
Bilim Innovation
Lyceum

Thank
You

FOR ATTENTION!!!
GOODBYE!

